

Stainless Connections PumpGuard With EP, Nitrile, or VF FlexTube
The Full Range, for 3/4" through 12" pipe systems,
SUCTION, LP DISCHARGE, & HP DISCHARGE.

Your pump connections suit its flow, and its fluctuations are related to the pump type, so the DAMPERS HAVE BEEN PRE-SELECTED for you. Simply choose the damper that matches your connection size. Or call us, with your RPM, flow rate, and required smoothness, so that we can make a specific selection for you.

* The question mark "?" = Letters, showing your choice of compatible elastomer, add the letter to ordering Pt. Nbr. - N=Buna N, E=EP, H=Hypalon, V=Fluoro-Carbon, x = addition to cost
 A20 =Alloy 20, H22 =Hasteloy 22, Ti2 =Titanium 2, Tan =Tantalum, Zir Zirconium, DSS = Duplex Stainless, SDSS =Super Duplex.

PumpGuard with PERMACUSHION "Ram Rod-able" Dampers. Where viscosity and solid content are high, blockage removal, both by in place flush or even break-down and "poke free" must be made simple. PumpGuard is designed with this feature. The PermaCushion, No Air Pre-Fill, version is for up to 3 bar service. With FlexTube support cushion pre-fill to 300 psi / 20 Bar is used.

Please State Material preferences and model Number below when ORDERING:	Capacitance	Pres.	Wetted	Connections	Connct.	Spares Kit	Length	Diam	Weight
	N ₂ Nom. Litres	@ 93 C Lbs/in ²	your choice Dims. For	To Pump to Sys. Inch Inch	Type	State With or without PermaCushion foam & or Support Tube			
ProgC-Pug230	4.0 Lt. /750p	/ 316L	/ 3/4"x3/4"	TriClmp.	T41x26x1257x69	*/	52	3.4	55
ProgC-Pug345	6.0 Lt. /625p	/ 316L	/ 1" x 1"	R.J.T.	T52x38x1079x96	*/	45	4.4	65
ProgC-Pug460	7.5 Lt. /550p	/ 316L	/ 1.25"x1.25"	I.D.F.	T52x38x790 x96	*/	32	5.5	83
ProgC-Pug 690	11.5Lt./750p	/ 316L	/ 2 x 2	Mnpt/	T74x58x1562x122	*/	64	6.6	68
ProgC-Pug 1155	19 Lt. /625p	/ 316L	/ 3 x 3	300 #	T120x100x1210x190	*/	55	8.6	114
ProgC-Pug 2310	38 Lt. /550p	/ 316L	/ 4 x 4	300 #	T120x100x1040x252	*/	45	10.7	182
ProgC-Pug 3465	57 Lt. /475p	/ 316L	/ 6 x 6	300 #	T185x165x1040x242	*/	45	12.7	239
ProgC-Pug 4620	76 Lt. /350p	/ 316L	/ 8 x 8	300 #	T239x219x1550x260	*/	65	14	432
ProgC-Pug9000	147 Lt./580p	/ 316L	/ 10"x10"	300#	T274x249x1448x320	*/	64	17.9	1220
ProgC-Pug12250	200Lt. /1200p	/ 316L	/ 10"x10"	600#	T274x249x1575x368	*/	70	19.9	1970
ProgC-Pug18250	300Lt. /1200p	/ 316L	/ 12"x12"	600#	T342x318x2110x380	*/	91	21.9	2875

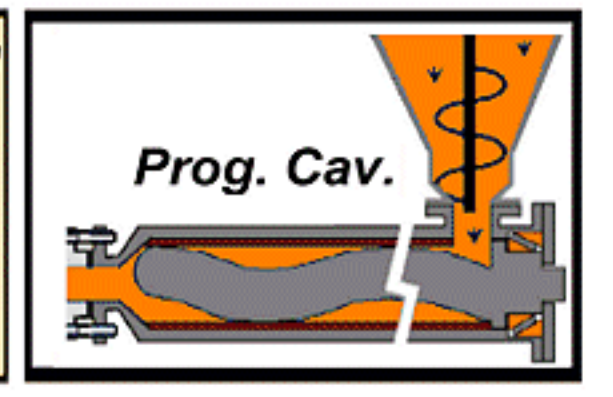
Flexorber LP with FLEXFLOW PTFE The ease of cleaning that is provided by a PTFE membrane surface, plus the smooth stainless liquid side dish housing, AND the three fold performance enhancement from "Thru-Flow", with connections up to 8" ; are why FLEXORBER should have been the choice instead of item ① on page 2 .

Please State Material preferences and model Number below when ORDERING:	Capacitance	Pres.	Wetted	Connections	Connct.	Spares Kit	Length	Diam	Weight
	N ₂ Nom. Litres	@ 93 C Lbs/in ²	your choice Dims. For	To Pump to Sys. Inch Inch	Type	Flexflon			
ProgC-SogLP 15	/ 0.25 /425p	/ 316L	/ +PB2.5	0.5" x 0.375"	F npt	DW123BF	7.5	6.5	8
ProgC-SogLP 30	/ 0.5 /750p	/ 316L	/ +PB4	0.75" x 0.5"	F npt	DW143BF	8.5	7.8	10
ProgC-SogLP 60	/ 1.0 /500p	/ 316L	/ +PB5	1.0" x 0.75"	F npt	DW175BF	9.2	10	14
ProgC-SogLP 75	/ 1.25 /500p	/ 316L	/ +PB6	1.5" x 1.5"	37°BW	DW187BF	10.0	11	17
ProgC-SogLP 150	/ 2.5 /400p	/ 316L	/ +PB7	2.0" x 2.0"	37°BW	DW223BF	10.5	11.4	27
ProgC-SogLP 230	/ 3.8 /500p	/ 316L	/ +PB8	2.5" x 2.5"	37°BW	DW268BF	12.3	13.8	43
ProgC-SogLP 330	/ 5.4 /350p	/ 316L	/ +PB10	3.0" x 3.0"	37°BW	DW305BF	13.5	16	59
ProgC-SogLP 450	/ 7.4 /300p	/ 316L	/ +PB12	4.0" x 4.0"	37°BW	DF345Teflon	14.2	18	72
ProgC-SogLP 900	/ 14.8 /250p	/ 316L	/ +PB16	6.0" x 6.0"	37°BW	DF450Teflon	18	24	132

When you see a damper or a pump of particular interest, please request literature dedicated to that subject.

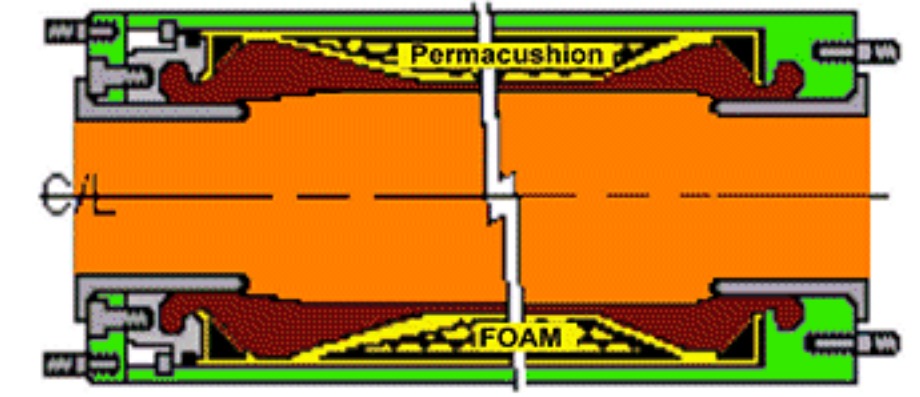


Where there is no occupational health and safety need for in place flush through before servicing, nor any process requirement for constant temperature, or first in first out need to control residence time , not even clean before changing liquids it is still least expensive to use a standard twin connection damper, & save a "T". Use the other connection for the system drain, relief valve, or branch line. Waveguard and DAMPERS for frequencies above 10 Hz., systems shorter than 300 meters or 1000 ft, must use the FLOW-THRU. feature.

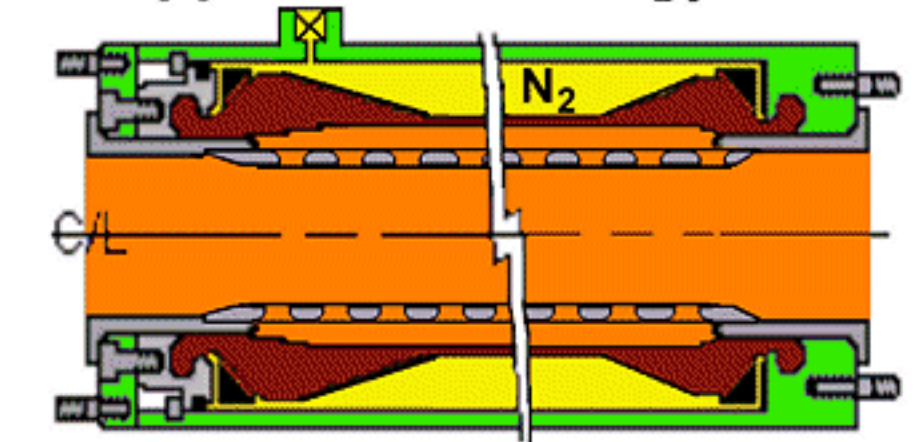


PUMPS make FLOW, SYSTEMS cause PRESSURE, pressure pulsation is a system response, AND a system responsibility NOT a pump manufacturers liability.

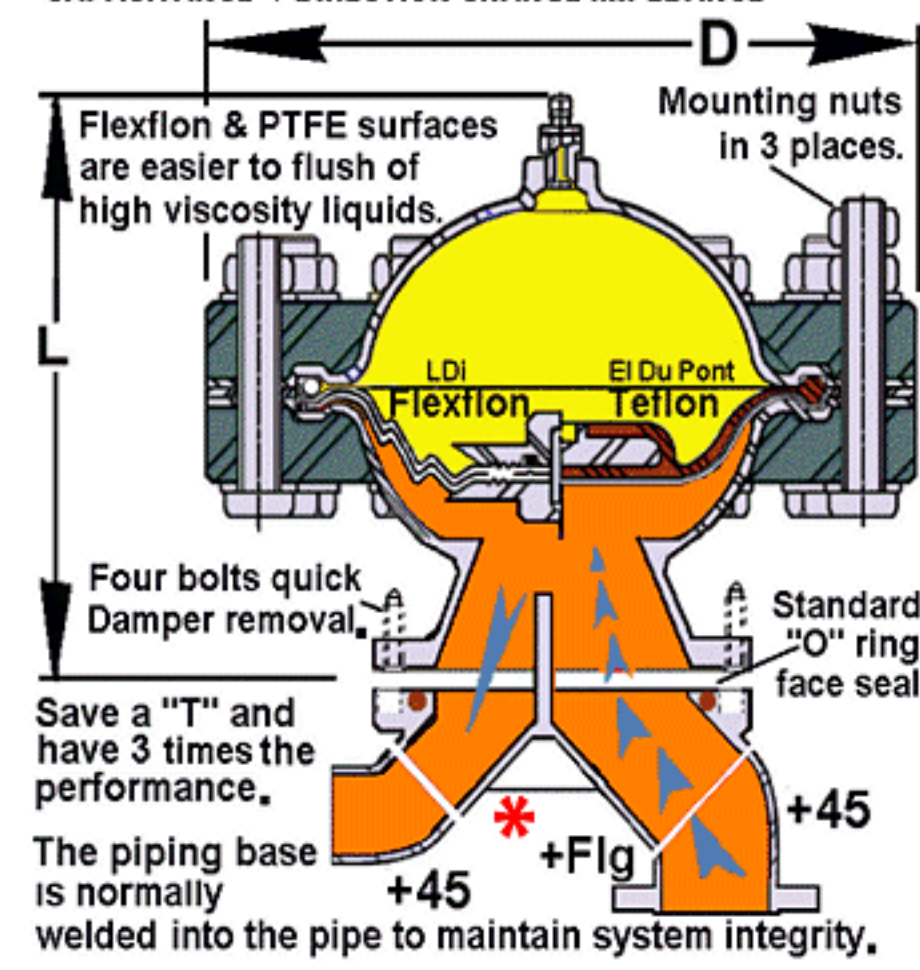
3) PumpGuard with PermaCushion For suction & VLP discharge



PumpGuard with FlexTube Support. For Air or N₂ pre-fill



The Flexorber LP CAPACITANCE + DIRECTION CHANGE IMPEDANCE



* piping bases GOTO http://www.pulseguard.com/pulsation_dampening/select_smooth_percentage/flow_or_pressure/find_pump_flow_volume/select_pipe_method/pipe_method.htm